

Energy performance certificate (EPC)

| | | |
|---|--|---------------------------|
| 2 COMPTON COURT CAWSTON RUGBY CV22 7SH | | Energy rating C |
| Valid until 14 March 2031 | Certificate number 0310-2145-2070-2599-7431 | |

Property type

Ground-floor flat

Total floor area

77 square metres

Rules on letting this property

Properties can be rented if they have an energy rating from A to E.

If the property is rated F or G, it cannot be let, unless an exemption has been registered. You can read [guidance for landlords on the regulations and exemptions](https://www.gov.uk/guidance/domestic-private-rented-property-minimum-energy-efficiency-standard-landlord-guidance) (<https://www.gov.uk/guidance/domestic-private-rented-property-minimum-energy-efficiency-standard-landlord-guidance>).

Energy efficiency rating for this property

This property's current energy rating is C. It has the potential to be C.

[See how to improve this property's energy performance.](#)

| Score | Energy rating | Current | Potential |
|-------|---------------|---------|-----------|
| 92+ | A | | |
| 81-91 | B | | |
| 69-80 | C | 79 c | 79 c |
| 55-68 | D | | |
| 39-54 | E | | |
| 21-38 | F | | |
| 1-20 | G | | |

The graph shows this property's current and potential energy efficiency.

Properties are given a rating from A (most efficient) to G (least efficient).

Properties are also given a score. The higher the number the lower your fuel bills are likely to be.

The average energy rating and score for a property in England and Wales are D (60).

Breakdown of property's energy performance

This section shows the energy performance for features of this property. The assessment does not consider the condition of a feature and how well it is working.

Each feature is assessed as one of the following:

- very good (most efficient)
- good
- average
- poor
- very poor (least efficient)

When the description says "assumed", it means that the feature could not be inspected and an assumption has been made based on the property's age and type.

| Feature | Description | Rating |
|----------------------|--|---------|
| Wall | Cavity wall, as built, insulated (assumed) | Good |
| Window | Fully double glazed | Average |
| Main heating | Boiler and radiators, mains gas | Good |
| Main heating control | Programmer, room thermostat and TRVs | Good |
| Hot water | From main system | Good |

| Feature | Description | Rating |
|-------------------|--|-----------|
| Lighting | Low energy lighting in all fixed outlets | Very good |
| Roof | (another dwelling above) | N/A |
| Floor | Suspended, insulated (assumed) | N/A |
| Secondary heating | None | N/A |

Primary energy use

The primary energy use for this property per year is 129 kilowatt hours per square metre (kWh/m²).

► [What is primary energy use?](#)

Environmental impact of this property

One of the biggest contributors to climate change is carbon dioxide (CO₂). The energy used for heating, lighting and power in our homes produces over a quarter of the UK's CO₂ emissions.

An average household produces

6 tonnes of CO₂

This property produces

1.7 tonnes of CO₂

This property's potential production

1.7 tonnes of CO₂


By making the [recommended changes](#), you could reduce this property's CO₂ emissions by 0.0 tonnes per year. This will help to protect the environment.

Environmental impact ratings are based on assumptions about average occupancy and energy use. They may not reflect how energy is consumed by the people living at the property.

How to improve this property's energy performance

The assessor did not make any recommendations for this property.

[Simple Energy Advice](https://www.simpleenergyadvice.org.uk/) has guidance on improving a property's energy use. (<https://www.simpleenergyadvice.org.uk/>)



Paying for energy improvements

[Find energy grants and ways to save energy in your home.](https://www.gov.uk/improve-energy-efficiency/) (<https://www.gov.uk/improve-energy-efficiency/>)

Estimated energy use and potential savings

Estimated yearly energy cost for this property

£455

Potential saving

£0

The estimated cost shows how much the average household would spend in this property for heating, lighting and hot water. It is not based on how energy is used by the people living at the property.

The estimated saving is based on making all of the recommendations in [how to improve this property's energy performance](#).

For advice on how to reduce your energy bills visit [Simple Energy Advice](https://www.simpleenergyadvice.org.uk/) (<https://www.simpleenergyadvice.org.uk/>).

Heating use in this property

Heating a property usually makes up the majority of energy costs.

Estimated energy used to heat this property

Space heating

3018 kWh per year

Water heating

2454 kWh per year

Potential energy savings by installing insulation

The assessor did not find any opportunities to save energy by installing insulation in this property.

You might be able to receive [Renewable Heat Incentive payments](https://www.gov.uk/domestic-renewable-heat-incentive/) (<https://www.gov.uk/domestic-renewable-heat-incentive/>). This will help to reduce carbon emissions by replacing your existing heating system with one that generates renewable heat. The

estimated energy required for space and water heating will form the basis of the payments.

Contacting the assessor and accreditation scheme

This EPC was created by a qualified energy assessor.

If you are unhappy about your property's energy assessment or certificate, you can complain to the assessor directly.

If you are still unhappy after contacting the assessor, you should contact the assessor's accreditation scheme.

Accreditation schemes are appointed by the government to ensure that assessors are qualified to carry out EPC assessments.

Assessor contact details

Assessor's name

Christopher Ansell

Telephone

02392 280149 

Email

epc@evolvepartnership.co.uk

Accreditation scheme contact details


Accreditation scheme

Elmhurst Energy Systems Ltd

Assessor ID

EES/002745

Telephone

01455 883 250 

Email

enquiries@elmhurstenergy.co.uk

Assessment details

Assessor's declaration

No related party

Date of assessment

15 March 2021


Date of certificate

15 March 2021

Type of assessment

▶ [RdSAP](#)

Other certificates for this property

If you are aware of previous certificates for this property and they are not listed here, please contact us at mhclg.digital-services@communities.gov.uk, or call our helpdesk on [020 3829 0748](tel:02038290748) .

There are no related certificates for this property.